



**SAVANNAH TREE  
FOUNDATION**

# RIGHT TREE, RIGHT PLACE

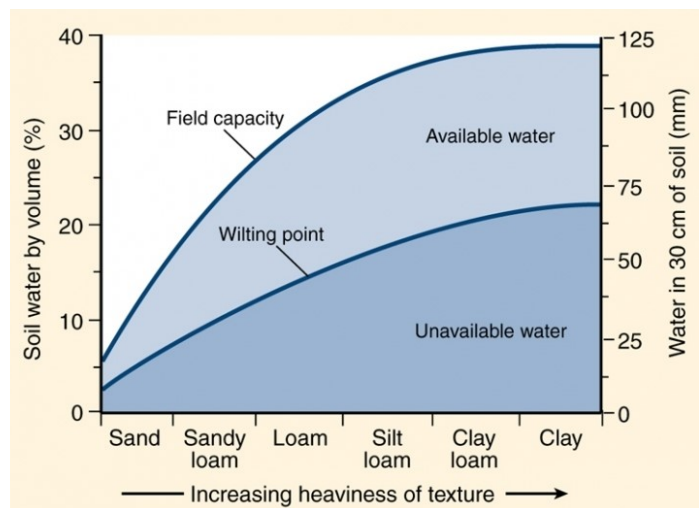
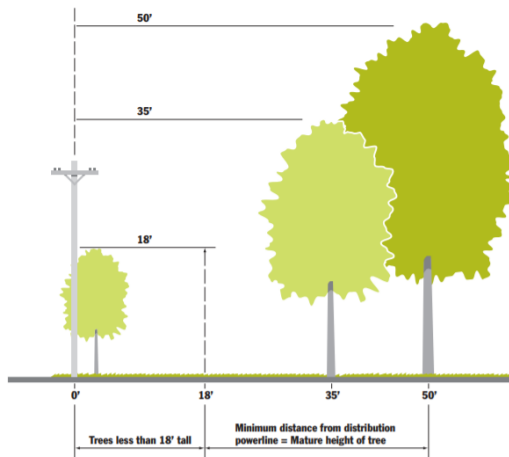
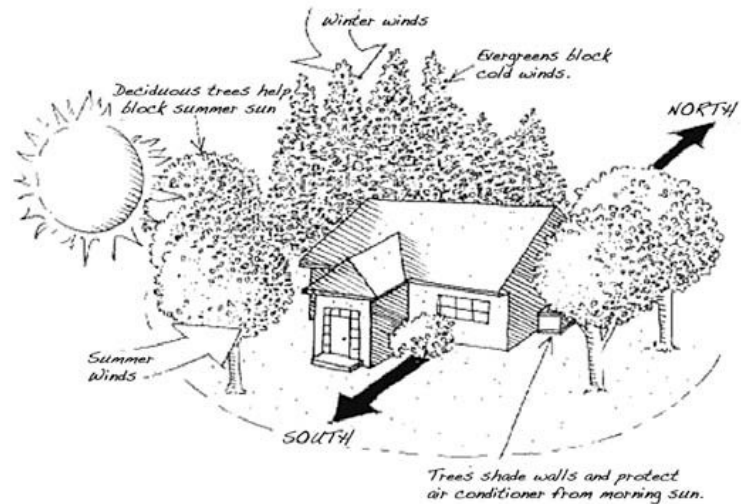
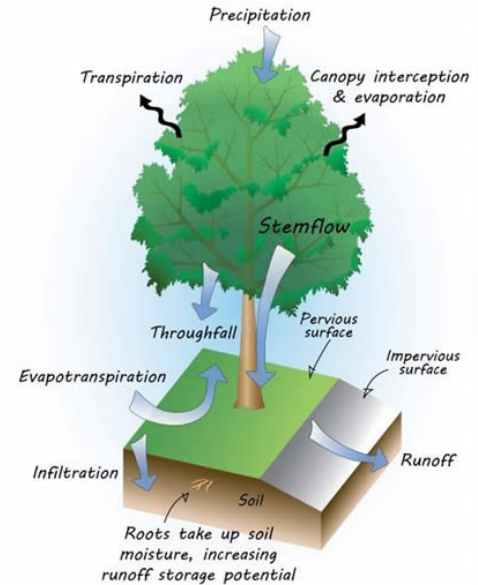
How to choose and plant a tree that will thrive

## STEP 1: What purpose will the tree serve?

- Shade
- Wind screen
- Stormwater Management
- Erosion control
- Aesthetics
- Wildlife value

## STEP 2: Where do you want to plant?

- Amount of sunlight
- Soil type
- Soil volume
- Climate zone
- Proximity to street
- Proximity to utilities
- Distance to other trees
- Proximity to building





# RIGHT TREE, RIGHT PLACE

How to choose and plant a tree that will thrive

## STEP 3: What are the environmental factors?

- Urban stress
- Insects
- Pollution
- Heat stress
- Impervious surface
- High salinity
- Flooding
- Confined roots



## STEP 4: How will the tree grow?

- Shape
- Height
- Spread
- Growth rate
- Resprout
- Seed Type

**V-Shaped**



Hackberry

**Columnar**



Lombardy Poplar

**Pyramidal**



Pin Oak

**Round**



White Oak

**Oval**



Sugar Maple

Common Name	Resprout Ability	Shape	Mature Height	Mature Spread	Growth Rate
Southern Live Oak	Yes	Rounded	50'	100'	Rapid
Longleaf Pine	No	Erect	120'	25'	Rapid
Crepe Myrtle	Yes	Variable	25'	10'	Moderate
Ginkgo	No	Erect	80'	30'	Slow