

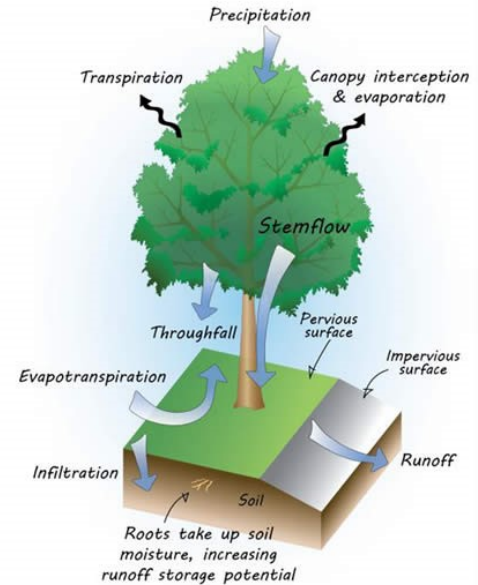


RIGHT TREE, RIGHT PLACE

How to choose and plant a tree that will thrive

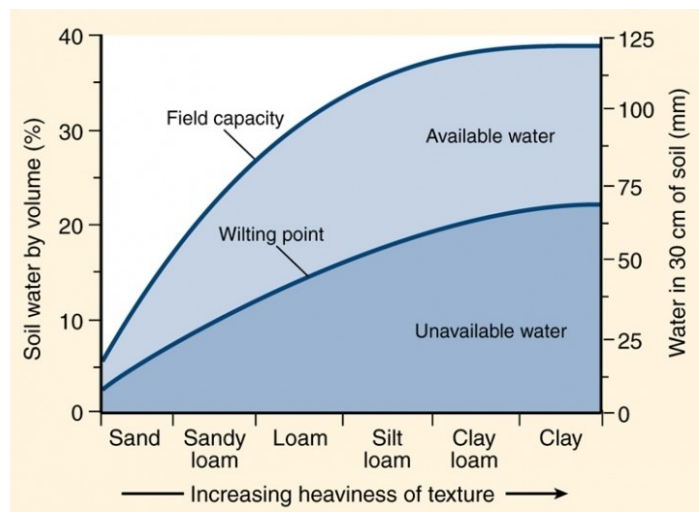
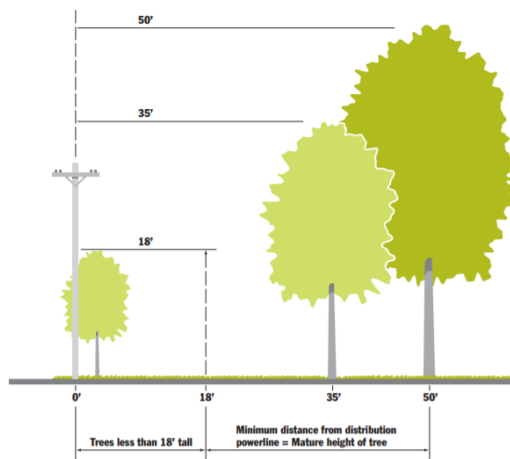
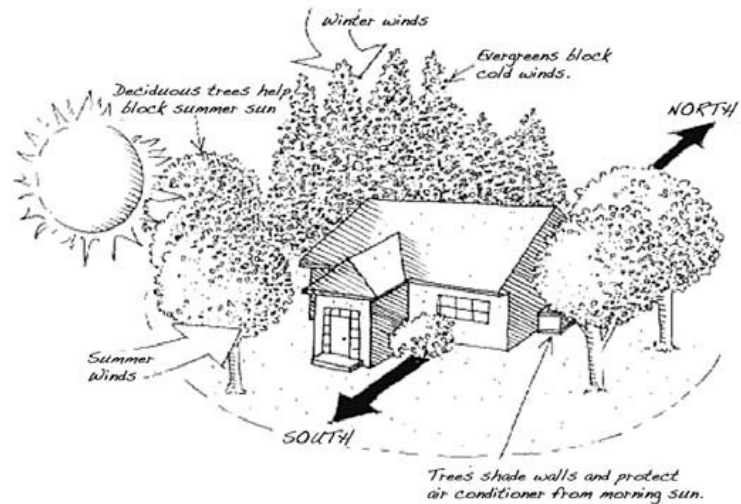
STEP 1: What purpose will the tree serve?

- Shade
- Wind screen
- Stormwater Management
- Erosion control
- Aesthetics
- Wildlife value



STEP 2: Where do you want to plant?

- Amount of sunlight
- Soil type
- Soil volume
- Climate zone
- Proximity to street
- Proximity to utilities
- Distance to other trees
- Proximity to building





RIGHT TREE, RIGHT PLACE

How to choose and plant a tree that will thrive

STEP 3: What are the environmental factors?

- Urban stress
- Insects
- Pollution
- Heat stress
- Impervious surface
- High salinity
- Flooding
- Confined roots



STEP 4: How will the tree grow?

- Shape
- Height
- Spread
- Growth rate
- Resprout
- Seed Type

V-Shaped



Hackberry

Columnar



Lombardy Poplar

Pyramidal



Pin Oak

Round



White Oak

Oval



Sugar Maple

Common Name	Resprout Ability	Shape	Mature Height	Mature Spread	Growth Rate
Southern Live Oak	Yes	Rounded	50'	100'	Rapid
Longleaf Pine	No	Erect	120'	25'	Rapid
Crepe Myrtle	Yes	Variable	25'	10'	Moderate
Ginkgo	No	Erect	80'	30'	Slow